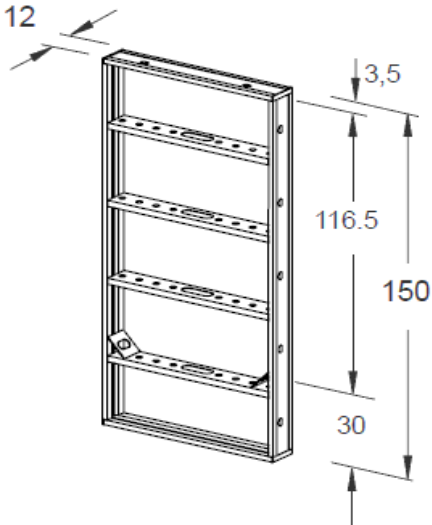
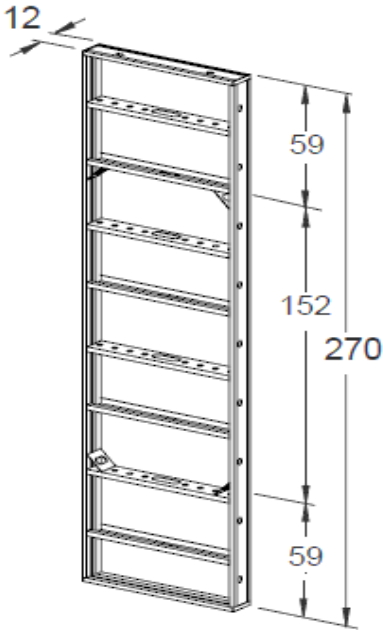


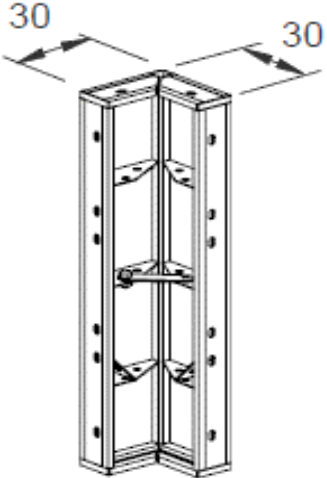
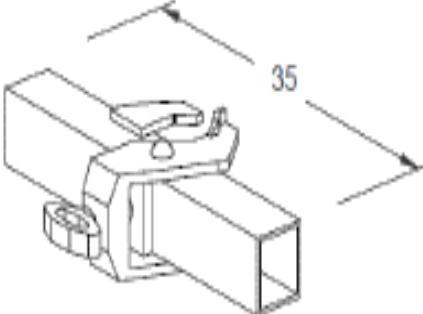
INVENTARIS

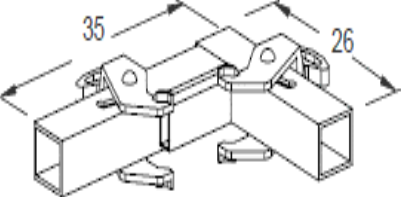
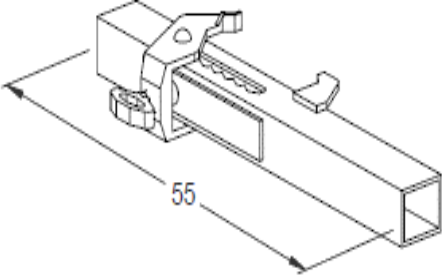
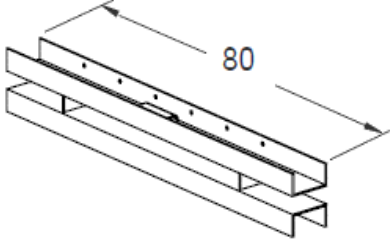
MOBIEL PAKKET BEKISTINGSSYSTEEM

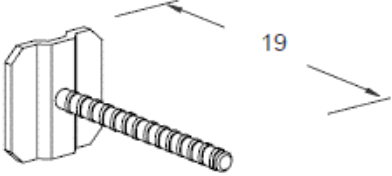
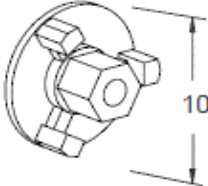
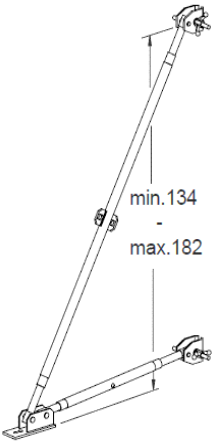
ism. RTC Oost-Vlaanderen en Wolftech

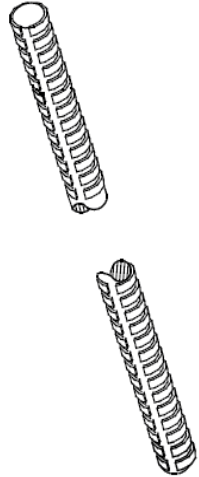
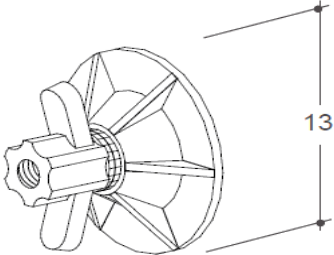
N° Art.	Foto's	Omschrijving	Aantal
470 035		Paneel 75x150	2
470 046		Paneel 60x150	3
482 442		Paneel 50x150	3
470 057		Paneel 45x150	2
575 614		Paneel 30x150	2

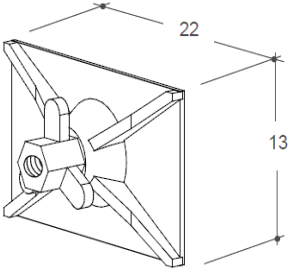
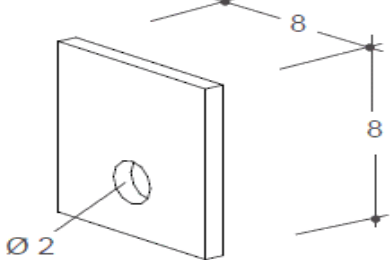
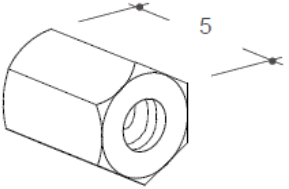
N° Art.	Foto's	Omschrijving	Aantal
482 410	 <p>A technical drawing of a metal panel. The drawing shows a vertical rectangular frame with several horizontal shelves. Dimensions are indicated with arrows: a width of 12 at the top; a height of 59 for the top section; a height of 152 for the middle section; a total height of 270 for the main body; and a height of 59 for the bottom section.</p>	Paneel 50x270	2

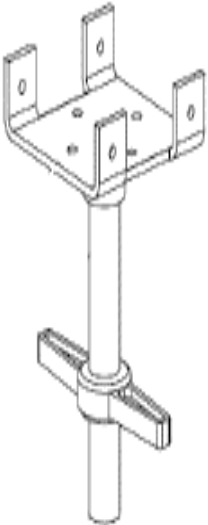
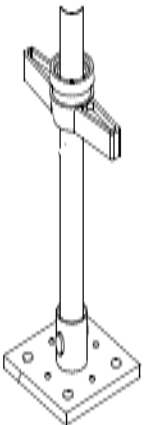
N° Art.	Foto's	Omschrijving	Aantal
470 079		Binnenhoek 150	2
489 000		Richtklem	16

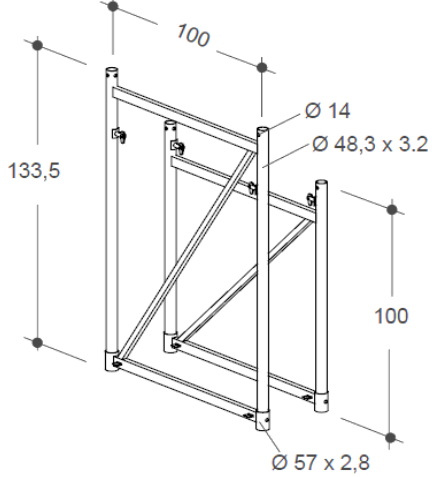
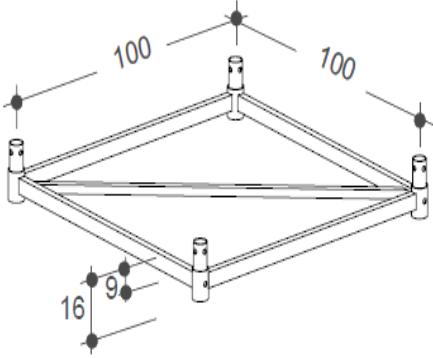
N° Art.	Foto's	Omschrijving	Aantal
488 900		Hoekklem	4
488 910		Richtregelklem	4
586 980		Metalenregel 80	8



N° Art.	Foto's	Omschrijving	Aantal
479 264		Centreerspanner	16
469 566		Centreermoer	16
564 381		Rasto Richstempel	2

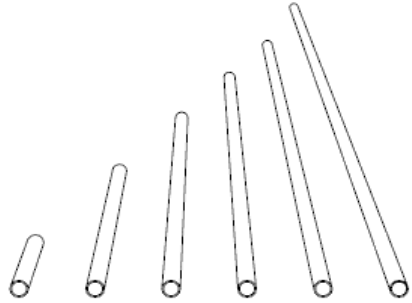
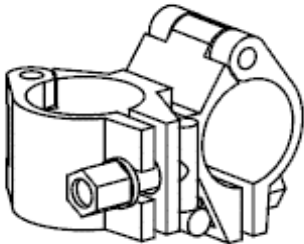
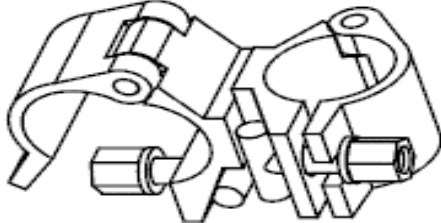
N° Art.	Foto's	Omschrijving	Aantal
437 660		Ankerstaaf 75 cm	4
24 387		Ankerstaaf 100 cm	14
464 600		Ankermoer 130	28

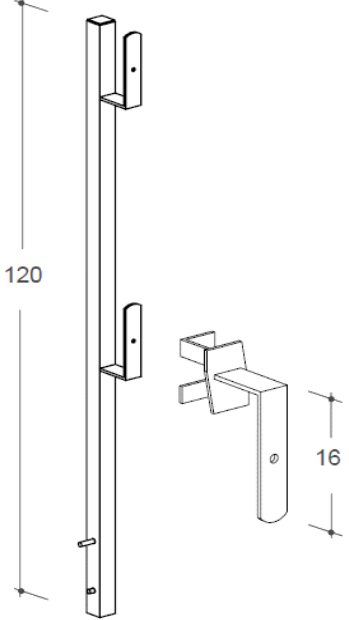
N° Art.	Foto's	Omschrijving	Aantal
48 344		Ankermoer 230	4
400 214		Plaat 8/8	8
164 535		Zeskantmoer 15/50	8

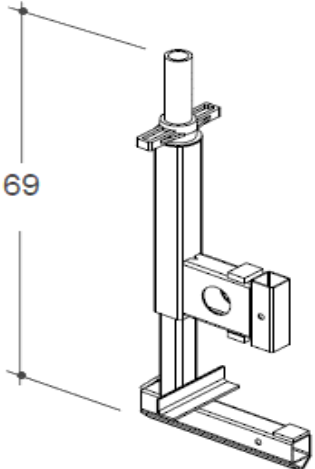
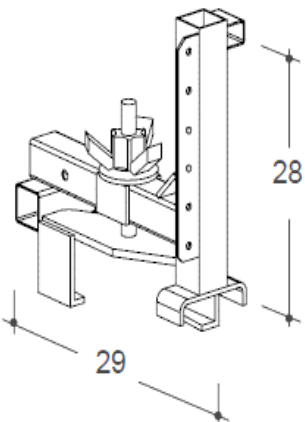
N° Art.	Foto's	Omschrijving	Aantal
148 530		Kopspindel 38/52	4
148 552		Voetspindel 38/52	4

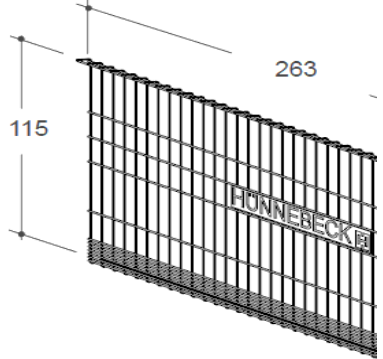
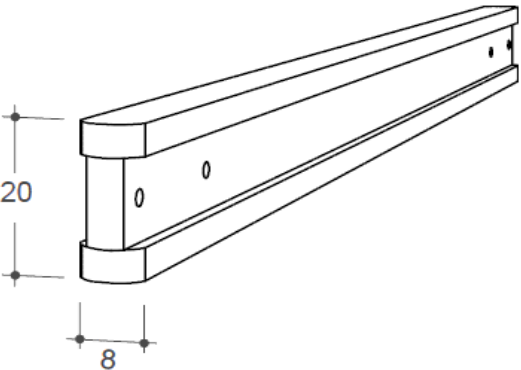
N° Art.	Foto's	Omschrijving	Aantal
57 173		Kader 100	2
118 163		Eindramen 10	2


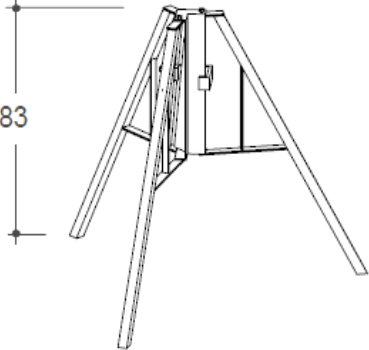
N° Art.	Foto's	Omschrijving	Aantal
148 574		Diagonaal	2
78 652		Transportbeveiliging	4

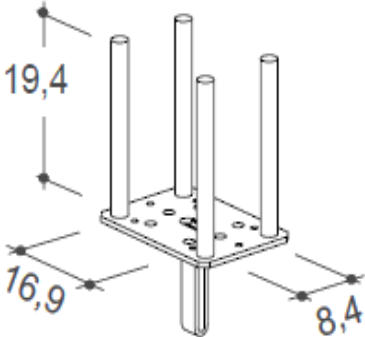
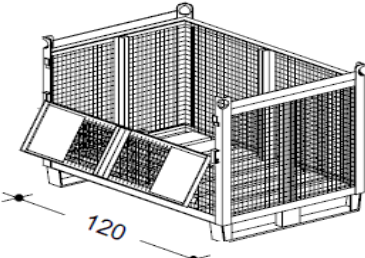
N° Art.	Foto's	Omschrijving	Aantal
169 078		Galva buis 48 x 3,2 / 400 cm Galva buis 48 x 3,2 / 300 cm	3
2 525		Norm. Koppeling 48/48 Sw 22	5
25 500		Draaikoppeling 48/63 Sw 22	6

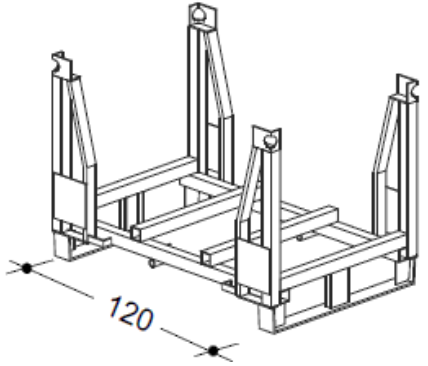

N° Art.	Foto's	Omschrijving	Aantal
601225 601227		Rugweerpaal Plinthouder	12 12

N° Art.	Foto's	Omschrijving	Aantal
601 226	 <p>A technical drawing of a vertical metal console. It features a base plate, a central vertical post, and a horizontal bracket arm extending from the side. A dimension line on the left indicates a total height of 69 units.</p>	MZ Konsole	4
601 291	 <p>A technical drawing of a metal connection component. It consists of a vertical post with a horizontal bracket arm. The drawing includes two dimension lines: one on the right indicating a height of 28 units, and one at the bottom indicating a width of 29 units.</p>	H20/24 aansluiting	8

N° Art.	Foto's	Omschrijving	Aantal
601 231		Afsluithek	7
581 770		Houten drager 245cm	10
581 829		Houten drager 390cm	2

N° Art.	Foto's	Omschrijving	Aantal
601 390		Europlus new 20-250	6
587 377		Uni-drievoetsteun	2

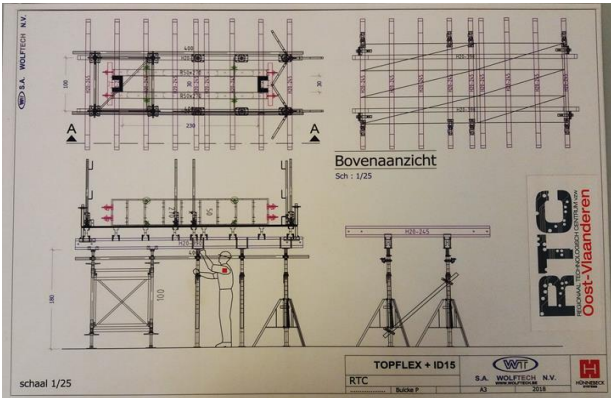
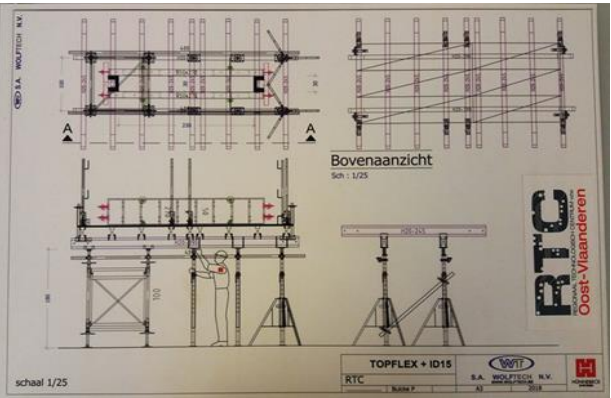
N° Art.	Foto's	Omschrijving	Aantal
417 565		Stempelkop 8/20	6
548 480		Euro-Gitterbox	2

N° Art.	Foto's	Omschrijving	Aantal
553 689		Stalen Bak 120/80 Bac pour étais 120/80 Stapel barel 120/80	1
1645		Schoorklem	2

N° Art.	Foto's	Omschrijving	Aantal
581060		Huid 3S 21 mm 200x50	6
563001.1		Uni-klem	16

N° Art.	Foto's	Omschrijving	Aantal
5422		Cones voor afstandhouder 22 (500 st)	1
6400		Tube afstandhouder dia 22/28 - 2m	25

N° Art.	Foto's	Omschrijving	Aantal
479573		Staafvulstuk 5/150	2
		Inventaris A4-formaat	5

N° Art.	Foto's	Omschrijving	Aantal
		Technische tekeningen A2-formaat	6
		Technische tekeningen A1-formaat	2